




**A COMPLETE PHONICS RESOURCE
TO SUPPORT CHILDREN**

**Teach reading:
change lives**

Parent workshop: Year 1 Phonics Screening Check



Terminology



Phoneme

Grapheme

Digraph

Trigraph

Blend

Segment

Adjacent consonant

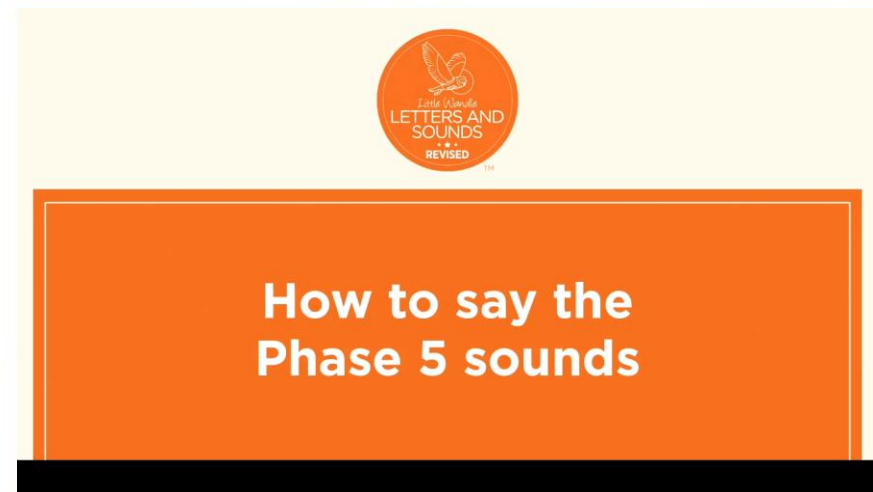
Split digraph

What your child been taught so far

Your child has been taught most of Phase 5, they know:

- new graphemes for the Phase 2 and 3 sounds
- that the same grapheme can have alternative pronunciations.

The 'Grow the code' lessons support children with reading and spelling these alternative spellings.



How we teach Phase 5

Reading words

Children will be able to:

- blend independently
- blend in their heads with increasing fluency and confidence
- start to distinguish between different phonemes/graphemes.





Phonics Screening Check

This term we are preparing for the Phonics Screening Check







What is the Phonics Screening Check?

- It is a quick check of your child's phonics knowledge.
- It is **not** designed to create any stress or anxiety for your child.
- It assesses decoding skills using phonics.
- It consists of 40 words (20 real words, 20 'alien words').

If children do not achieve the required score in Year 1, they will retake the screening at the end of Year 2.

Section 1

sut	
yad	
dop	
uct	

Page 3 of 24

Section 1

shop
yell
peel
check

Page 9 of 24

How does the check work?


- Your child will sit with a member of staff that they know.
- They will be asked to read 40 words aloud.
- This takes just a few minutes to complete, but there is no time limit.
- If your child is struggling, the teacher will stop.
- It has been carefully designed not to be stressful for your child.

2023 national curriculum assessments

Key stage 1

Phonics screening check

Pupils' materials



What are 'alien words'?



Why we teach alien words
for Phonics Screening Check



A quick guide to alien words

'Alien words' recap



- The check will contain 20 'alien words'.
- The children will be familiar with alien words and will start to read them this term.
- Alien words assess children's decoding skills and are used in lessons for the purpose of preparing for the Phonics Screening Check **only**.
- Children cannot read these words by using their memory or known vocabulary, so they have to use their decoding skills. This is a fair way to assess their ability to decode.
- The Phonics Screening Check will be administered in June.

What sort of words will children read?

- The test starts off with simpler words to build confidence and gets gradually more challenging.

All Phase 2 and 3 GPCs are tested.

Phase 4: example words		
VCC	ant	
CCVC	frog	green
CVCC	best	boast
CCVCC	clump	spoilt
CCCV		three
CCVC	scrub	screen
CCCVCC	strict	

What sort of words will children read?

All phases: words ending in -s			
hats	keeps	crowds	spikes

All phases: two-syllable words				
panic	model	forest	portrait	blossom
label	saucers	reptiles	reaching	beehive

What sort of words will children read?

Phase 5 GPCs: vowels					
/ai/	a-e	★	ay		
/ee/	e		ea	★	ie
/igh/	i		i-e	★	
/oa/	o		o-e		ow
/oo/	u-e		ew	★	ou
/yoo/	u		u-e		ue
/ow/	ou				
/e/	ea				
/oi/	oy				
/ur/	ir				
/or/	au		aw		
/ar/	a*				
/u/	ou				
/oo/	u*				

*depending on accent

Phase 5 GPCs: consonants			
/s/ c	★	/sh/ ch	/c/ ch
/j/ g	★	/f/ ph	/w/ wh

Supporting your child with phonics



Videos



**Phase 2 sounds taught in
Reception Autumn 1**



**Phase 2 sounds taught in
Reception Autumn 2**



**Phase 3 sounds taught in
Reception Spring 1**



How to say Phase 5 sounds



Fluency

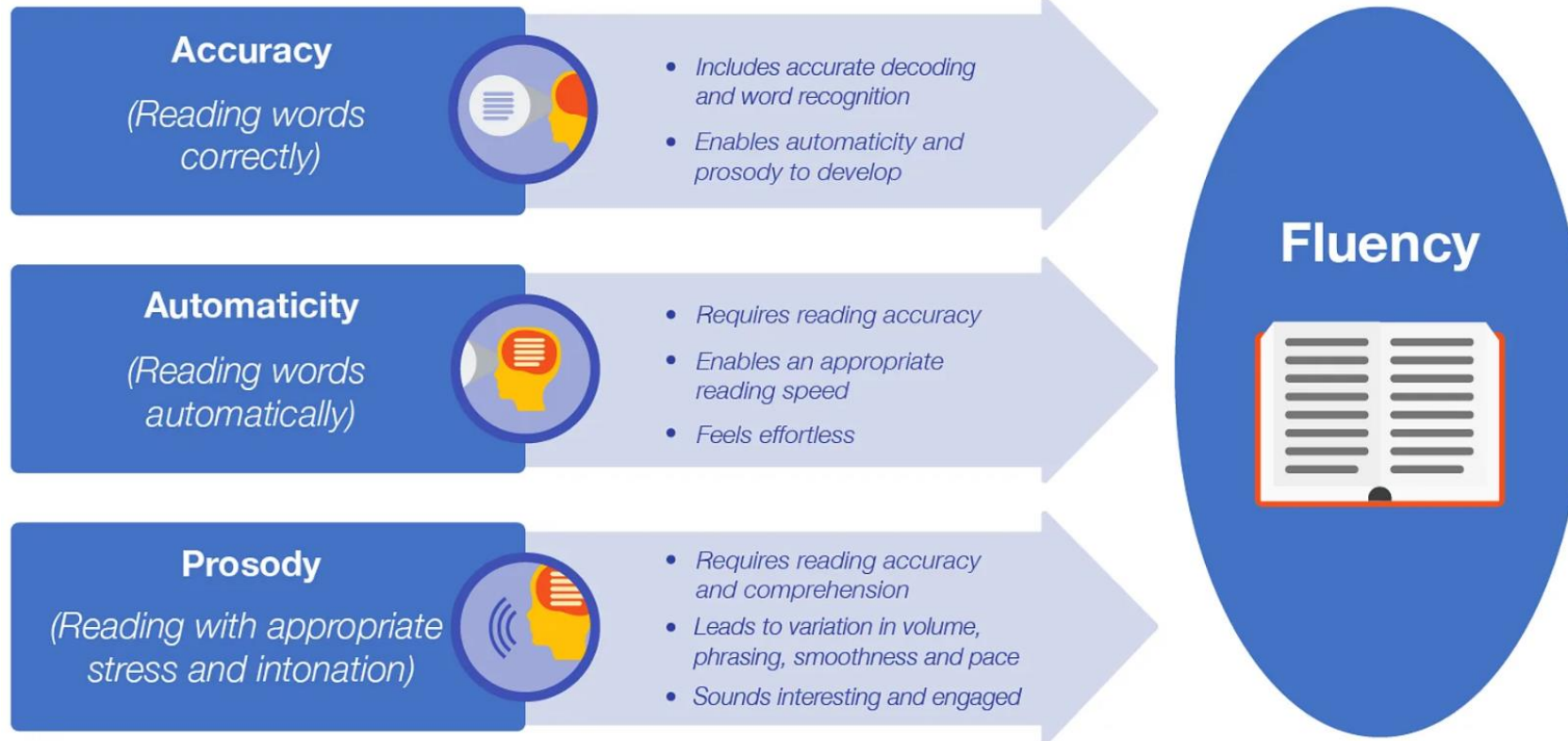
What is fluency?

The ability to apply and identify the correct pronunciation of written words immediately and without conscious effort. It involves smoothly and effortlessly decoding words while also comprehending and interpreting the text.

Education Endowment Fund definition.



What is fluency?



Around 90 words per minute is a good indicator of when pupils 'start to read with sufficient fluency to focus on their understanding.

Children should be reading 60-70 words per minute by the end of Year 1.

Children need to read texts with sufficient speed and accuracy to make meaning from words and absorb what they are reading.

How can I support my child to become a more fluent reader?



- Children are given reading books that they are able to read and should not be too challenging for them.
- They will have read the book in school 3 times before bringing it home, so they should already be reading the book fairly easily.
- If you notice there are some sounds or words they are finding tricky, use the page at the front of the book to remind them of these before starting to read the whole book.
- Encourage children to 'blend in your head' and only decode words aloud if they are particularly finding the word tricky.
- Encourage children to take note of punctuation marks and use expression in their reading- you can model this at home.
- Do not let children just guess at words- speed is important but accuracy is also vital. If they are struggling ask them to identify digraphs and decode out loud. If they still cannot read the word, read it to them.
- Listen to them read often and let them read the whole book through without stopping to ask questions as often as you can.
- Read to your child- there is nothing better than a super role model to help your child to become a fluent reader!